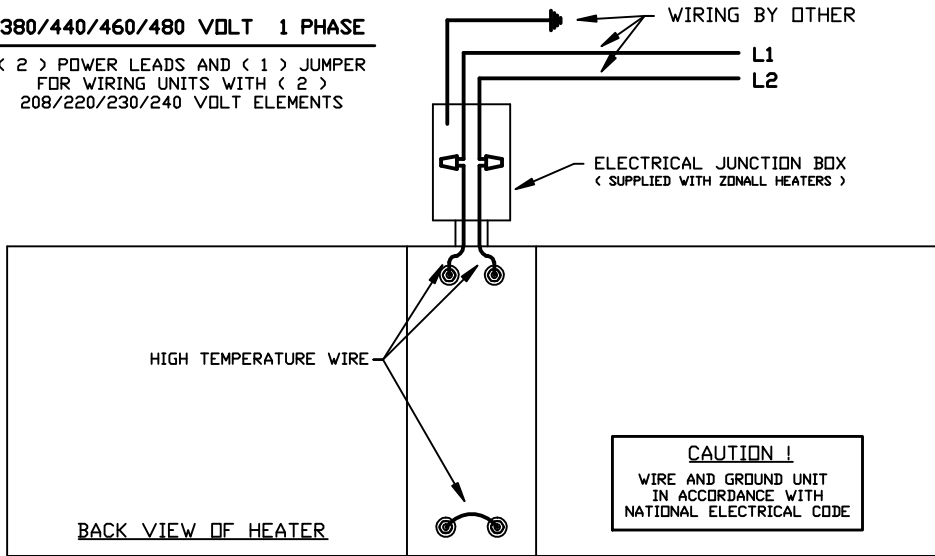


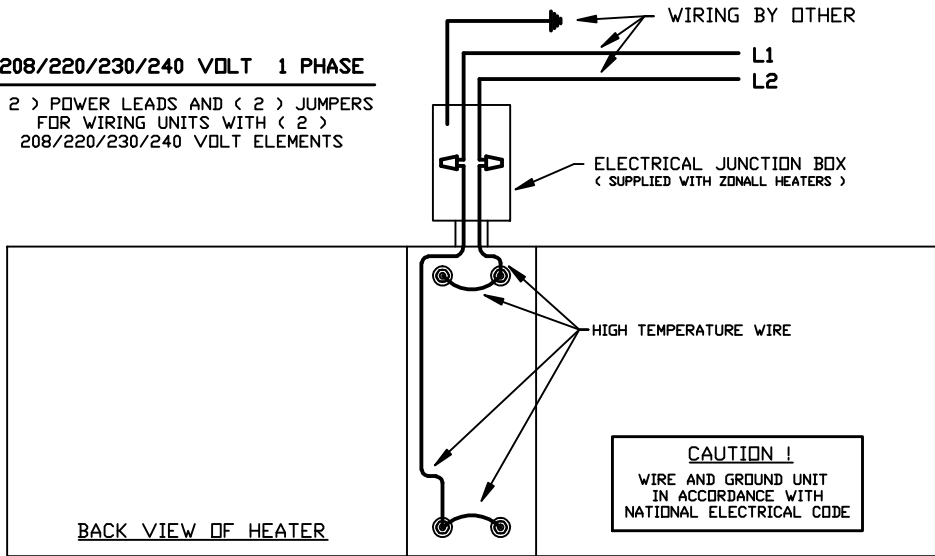
380/440/460/480 VOLT 1 PHASE

(2) POWER LEADS AND (1) JUMPER FOR WIRING UNITS WITH (2) 208/220/230/240 VOLT ELEMENTS



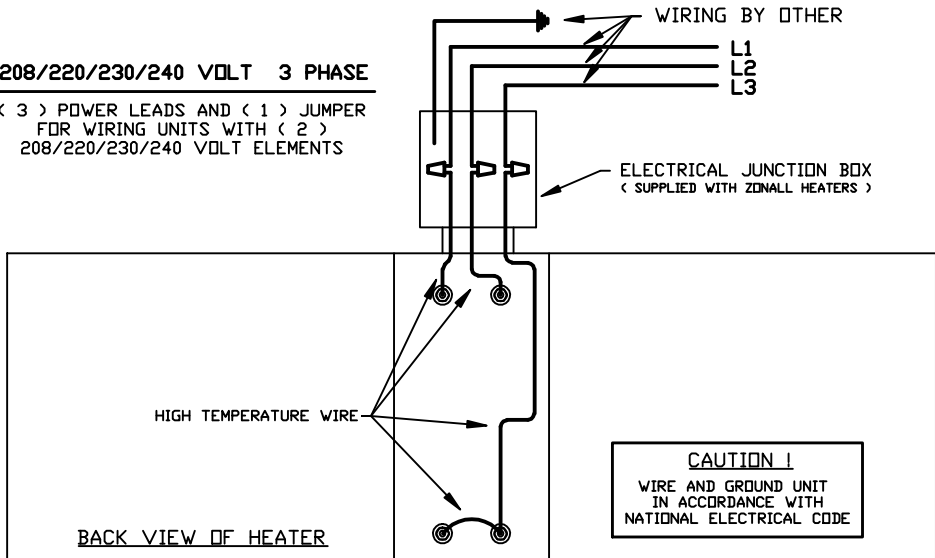
208/220/230/240 VOLT 1 PHASE

(2) POWER LEADS AND (2) JUMPERS FOR WIRING UNITS WITH (2) 208/220/230/240 VOLT ELEMENTS



208/220/230/240 VOLT 3 PHASE

(3) POWER LEADS AND (1) JUMPER FOR WIRING UNITS WITH (2) 208/220/230/240 VOLT ELEMENTS



WARNING !

MOUNT HEATERS IN SUCH A WAY AS TO AVOID COMBUSTIBLES AND HEAT SENSITIVE MATERIALS SIX FEET FROM HEATER FACE. KEEP BACK OF HEATER A MINIMUM OF SIX INCHES AWAY FROM COMBUSTIBLES AND HEAT SENSITIVE MATERIALS. KEEP SIDES AND ENDS A MINIMUM OF TWELVE INCHES AWAY FROM COMBUSTIBLES AND HEAT SENSITIVE MATERIALS. THE HEAT PROJECTED FROM THE HEATER FACE EXPANDS BEYOND THE EDGES. THEREFORE KEEP COMBUSTIBLES AND HEAT SENSITIVE MATERIALS A MINIMUM OF 48 INCHES AWAY AROUND FROM THE PROJECTED PERIPHERY OF THE HEATER. AS WITH ALL HEAT SOURCES, CAUTION SHOULD BE TAKEN TO PREVENT FIRE HAZARDS. IT IS NOT RECOMMENDED TO LEAVE HEATERS UNATTENDED WHILE OPERATING.

Product		OM & ZONAL: HEATER WIRING		Sheet		Full	
Group No.	OM-1236-299	Rev.	Full				
Drawn By	SCHEMATICS	Check By	R. BUSH				
Date	08-12-99	Rev.	08-12-99				
By	R. BUSH	Date	8-21-08				
Description				1 05-23-13 LUM W/O TERMINAL BLOCKS			